






# HYDROTAP G5 CSHA CELSIUS CUBE MATTE BLACK

  
**CHILLED**

  
**SPARKLING**

  
**HOT & AMBIENT**

**FILTERED**

**UNFILTERED**

## Order Code H59787Z03AU

Zip HydroTap Design Range CELSIUS Chilled and Sparkling Filtered water, plus Hot and Cold washing up water from a single tap. The system features a single under bench command centre including full colour interactive touch screen display with pin code protection and customisable settings including 3 energy saving modes including ON/OFF timers and 2 hour sleep mode, 'Quiet' mode with automated intelligent fan speed adjustment, SteriTouch® antimicrobial protection impregnated into key water paths for enhanced hygiene, 100% water efficient air cooled technology, 0.2 micron water filtration, and 2 disposable CO2 cylinders.



|                    |             |
|--------------------|-------------|
| Manufacturing Code | H59787Z03AU |
| Capacity           | Residential |

|                           |  |
|---------------------------|--|
| Tap                       | Zip HydroTap Design Range CELSIUS CUBE Tap (Matte Black)       |
| Water Pressure            | Min 250kPa - Max 700kPa  |
| Water Connection          | 1/2" BSP (G1/2)  |
| Water Supply Requirements | Cold and Hot   |
| Water Valves              | Integrated 500kPa Pressure limiting valve and Dual Check Valve |
| Power Rating              | 0.18kW 220-240V 50Hz   |
| Power Supply              | 1 x 10 Amp socket outlet                                       |
| Dimensions                | W280mm x D406mm x H333mm                                       |
| Product Approvals         | WaterMark, RCM, ARC  |
| Wels Rating               | 5 Star, 5.5 litres   |

Warranty

5 years (appliance warranty 36 months plus additional 24 months tank warranty)

# Installation Requirements

'1. Installation and connection of your Zip HydroTap must be carried out by a qualified person, observing national and local regulations.2. You will require suitable mains electrical and drinking water connections, plus waste water drainage all within 1.5 metres of the product.3. HydroTap is air-cooled so discrete cabinetry cut-outs are required for ventilation.4. Installation on most bench tops is straightforward however some stone bench tops may require a specialised cutting service.5. If you live in a hard water area, we recommend installation of a Zip scale filtration kit.6. Installation by Zip Professional Service can be arranged with a phone call or through [www.zipwater.com](http://www.zipwater.com)'

## Installation Detail

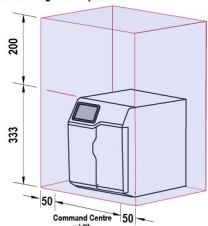
HydroTap Tap options

Celsius Arc Tap

Celsius Cube Tap


Clearance envelope

Position the Tap and the Command Centre as close together as possible.




Air outlet louvre (if required)

Cut-out in door/wall, towards the top of the cabinet



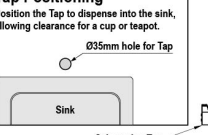
Air inlet cut-out (required)

Cut-out in cabinet floor

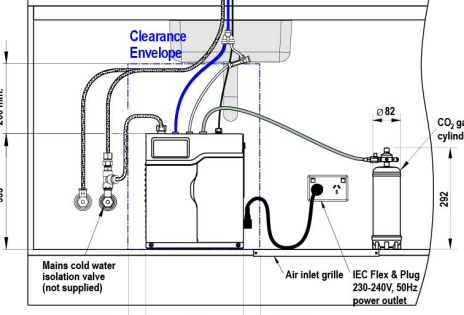


Tap Positioning

Position the Tap to dispense into the sink, allowing clearance for a cup or teapot.

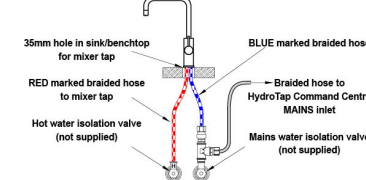


Clearance Envelope



Mains hot water supply installation

Hot and cold water supply required



SCALE 1:5

ALL DIMENSIONS IN MM UNLESS OTHERWISE SPECIFIED. INSTALLATION DIAGRAMS ARE FOR ILLUSTRATIVE PURPOSES ONLY. HOSES ARE NOT SHOWN TO SCALE AND CANNOT BE LENGTHENED.

HydroTap G5

CS Home

shown with Celsius Arc Tap

<https://www.zipwater.com/shop/hydotap/zip-hydotap-celsius-cube-cs-H59787Z00AU/zip-hydotap-celsius-cube-cs-H59787Z03AU>

2/3

