



# HYDROTAP G5 CHA CELSIUS ARC BRUSHED CHROME

**CHILLED****FILTERED****HOT & AMBIENT****UNFILTERED**

## Order Code H58788Z01AU

Zip HydroTap Design Range CELSIUS Chilled Filtered water, plus Hot and Cold washing up water from a single tap. The system features a single under bench command centre including full colour interactive touch screen display with pin code protection and customisable settings including 3 energy saving modes including ON/OFF timers and 2 hour sleep mode, 'Quiet' mode with automated intelligent fan speed adjustment, SteriTouch® antimicrobial protection impregnated into key water paths for enhanced hygiene, 100% water efficient air cooled technology, and 0.2 micron water filtration.



Manufacturing Code	H58788Z01AU
--------------------	-------------

Capacity	Residential
----------	-------------

Tap	Zip HydroTap Design Range CELSIUS ARC Tap (Brushed Chrome)
Water Pressure	Min 170kPa - Max 700kPa
Water Connection	1/2" BSP (G1/2)
Water Supply Requirements	Cold and Hot
Water Valves	Integrated 500kPa Pressure limiting valve and Dual Check Valve
Power Rating	0.17kW 220-240V 50Hz
Power Supply	1 x 10 Amp socket outlet
Dimensions	W280mm x D406mm x H333mm
Product Approvals	WaterMark, RCM, ARC
Wels Rating	5 Star, 5.5 litres
Warranty	5 years (appliance warranty 36 months plus additional 24 months tank warranty)


Installation Requirements

'1. Installation and connection of your Zip HydroTap must be carried out by a qualified person, observing national and local regulations.2. You will require suitable mains electrical and drinking water connections, plus waste water drainage all within 1.5 metres of the product.3. HydroTap is air-cooled so discrete cabinetry cut-outs are required for ventilation.4. Installation on most bench tops is straightforward however some stone bench tops may require a specialised cutting service.5. If you live in a hard water area, we recommend installation of a Zip scale filtration kit.6. Installation by Zip Professional Service can be arranged with a phone call or through [www.zipwater.com](http://www.zipwater.com)'

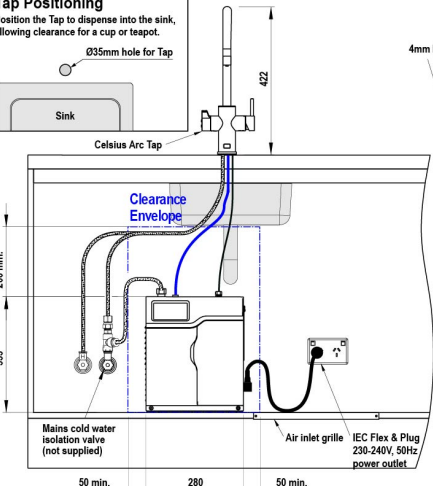
Installation Detail

**Ventilation requirements** Contact your local service provider if ventilation is not suitable

**Clearance envelope**  
Position the Tap and the Command Centre as close together as possible.

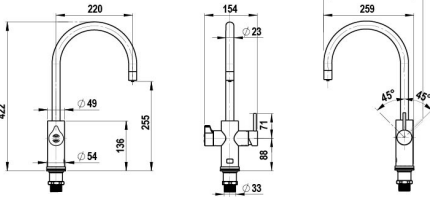


**Tap Positioning**  
Position the Tap to dispense into the sink, allowing clearance for a cup or teapot.

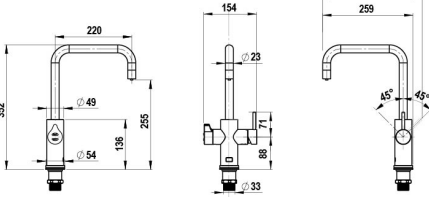


**HydroTap Tap options**

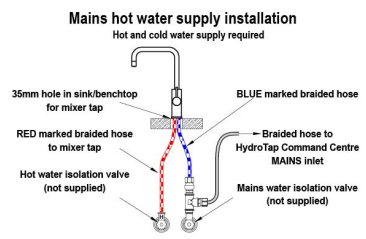
**Celsius Arc Tap**



**Celsius Cube Tap**



**Mains hot water supply installation**  
Hot and cold water supply required



**HydroTap G5 C Home**  
shown with Celsius Arc Tap

SCALE 1:5  
ALL DIMENSIONS IN MM UNLESS OTHERWISE SPECIFIED. INSTALLATION DIAGRAMS ARE FOR ILLUSTRATIVE PURPOSES ONLY. HOSES ARE NOT SHOWN TO SCALE AND CANNOT BE LENGTHENED.

