



HYDROTAP G5 B CELSIUS ARC BRUSHED GOLD

**BOILING****FILTERED****HOT & AMBIENT****UNFILTERED**

Order Code H58786Z07AU

Zip HydroTap Design Range CELSIUS Boiling Filtered water, plus Hot and Cold washing up water from a single tap. The system features a single under bench command centre including full colour interactive touch screen display with pin code protection and customisable settings including boiling water safety mode, 3 energy saving modes including ON/OFF timers and 2 hour sleep mode, SteriTouch® antimicrobial protection impregnated into key water paths for enhanced hygiene, and 0.2 micron water filtration.



Manufacturing Code	H58786Z07AU
--------------------	-------------

Capacity	Residential
----------	-------------

Tap	Zip HydroTap Design Range CELSIUS ARC Tap (Brushed Gold)
Water Pressure	Min 170kPa - Max 700kPa
Water Connection	1/2" BSP (G1/2)
Water Supply Requirements	Cold and Hot
Water Valves	Integrated 500kPa Pressure limiting valve and Dual Check Valve
Power Rating	1.35kW 220-240V 50Hz
Power Supply	1 x 10 Amp socket outlet
Dimensions	W280mm x D313mm x H333mm
Product Approvals	WaterMark, RCM
WELS Rating	5 Star, 5.5 litres
Warranty	5 years (appliance warranty 36 months plus additional 24 months tank warranty)

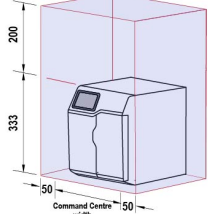
Installation Requirements

'1. Installation and connection of your Zip HydroTap must be carried out by a qualified person, observing national and local regulations.2. You will require suitable mains electrical and drinking water connections, plus waste water drainage all within 1.5 metres of the product.3. HydroTap is air-cooled so discrete cabinetry cut-outs are required for ventilation.4. Installation on most bench tops is straightforward however some stone bench tops may require a specialised cutting service.5. If you live in a hard water area, we recommend installation of a Zip scale filtration kit.6. Installation by Zip Professional Service can be arranged with a phone call or through www.zipwater.com'

Installation Detail

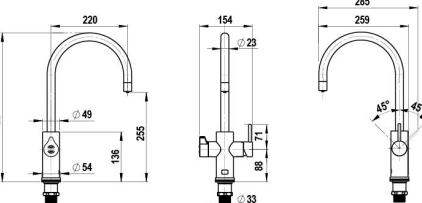
Ventilation requirements Contact your local service provider if ventilation is not suitable

Clearance envelope
Position the Tap and the Command Centre as close together as possible.

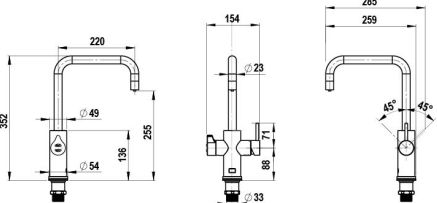


HydroTap Tap options

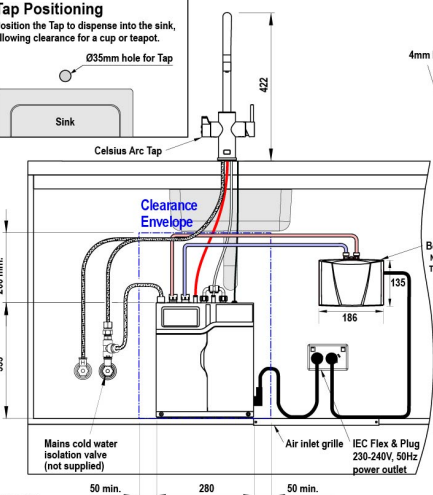
Celsius Arc Tap



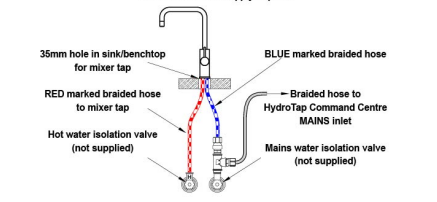
Celsius Cube Tap



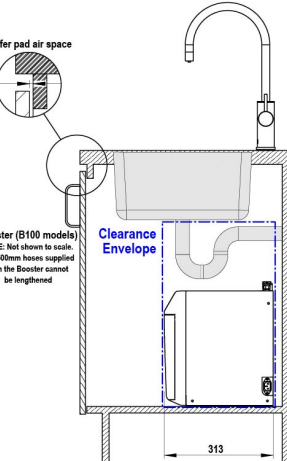
Tap Positioning
Position the Tap to dispense into the sink, allowing clearance for a cup or teapot.



Mains hot water supply installation
Hot and cold water supply required



Booster (B100 models)
NOTE: Not shown to scale. The 50mm hoses supplied with the Booster cannot be lengthened.



Clearance Envelope

SCALE 1:5
ALL DIMENSIONS IN MM UNLESS OTHERWISE SPECIFIED. INSTALLATION DIAGRAMS ARE FOR ILLUSTRATIVE PURPOSES ONLY. HOSES ARE NOT SHOWN TO SCALE AND CANNOT BE LENGTHENED.

HydroTap G5
B Home, B60, B100
shown with Celsius Arc Tap

