






HYDROTAP G5 BCS CLASSIC PLUS BRUSHED GOLD

 **BOILING**

 **CHILLED**

 **SPARKLING**

FILTERED

Order Code H55783Z07AU

Zip HydroTap Classic Plus Boiling, Chilled, Sparkling, Filtered water features simple, intuitive controls including continuous flow to fill bottles, Boiling water safety lock, and SteriTouch® antimicrobial protection impregnated within the new Classic Plus touch-pad for enhanced hygiene. The water system features a single under bench command centre including full colour interactive touch screen display with pin code protection and customisable settings including 2 boiling water safety modes, 3 energy saving modes including ON/OFF timers and sensor activated 'sleep when it's dark', 'Quiet' mode with automated intelligent fan speed adjustment, SteriTouch® antimicrobial protection impregnated into key water paths for enhanced hygiene, 100% water efficient air cooled technology, 0.2 micron water filtration, and 2 disposable CO2 cylinders.



Manufacturing Code	H55783Z07AU
Capacity	Residential

Tap	Zip HydroTap CLASSIC PLUS Tap (Brushed Gold)
Water Pressure	Min 250kPa - Max 700kPa
Water Connection	1/2" BSP (G1/2)
Water Supply Requirements	Cold
Water Valves	Integrated 500kPa Pressure limiting valve and Dual Check Valve
Power Rating	1.53kW 220-240V 50Hz
Power Supply	1 x 10 Amp socket outlet
Dimensions	W339mm x D460mm x H333mm
Product Approvals	WaterMark, RCM, ARC

5 years (appliance warranty 36 months plus additional 24 months tank warranty)

'1. Installation and connection of your Zip HydroTap must be carried out by a qualified person, observing national and local regulations.2. You will require suitable mains electrical and drinking water connections, plus waste water drainage all within 1.5 metres of the product.3. HydroTap is air-cooled so discrete cabinetry cut-outs are required for ventilation.4. Installation on most bench tops is straightforward however some stone bench tops may require a specialised cutting service.5. If you live in a hard water area, we recommend installation of a Zip scale filtration kit.6. Installation by Zip Professional Service can be arranged with a phone call or through www.zipwater.com'

BKL2 HydroTap G5 v1.00 02.21 BCS BCS20

Ventilation requirements

Consult your local service provider if ventilation is not suitable

Clearance envelope

Position the Tap and the Command Centre as close together as possible.

Air outlet louvre (if required)
Cut-out in door/wall, towards the top of the cabinet

Air inlet cut-out (required)
Cut-out in cabinet floor

HydroTap Tap options

Classic Plus

Elite Plus

Tap Positioning

Position the Tap to dispense into the sink, allowing clearance for a cup or teapot. Alternatively, mount the HydroTap Tap on a Font (available as an accessory).

35mm hole for HydroTap Tap

Font options

Raised Font with 135mm Extension

Font with 135mm Extension

Cutting detail

Cutting detail

Classic Plus Tap

Clearance Envelope

CO₂ gas cylinder

Mains cold water isolation valve (not supplied)

Air inlet grille

IEC Flex & Plug 230-240V, 50Hz power outlet

4mm buffer pad air space

SCALE 1:5

ALL DIMENSIONS IN MM UNLESS OTHERWISE SPECIFIED. INSTALLATION DIAGRAMS ARE FOR ILLUSTRATIVE PURPOSES ONLY. HOSES ARE NOT SHOWN TO SCALE AND CANNOT BE LENGTHENED.

HydroTap G5

BCS Home

shown with "Classic Plus" Tap

