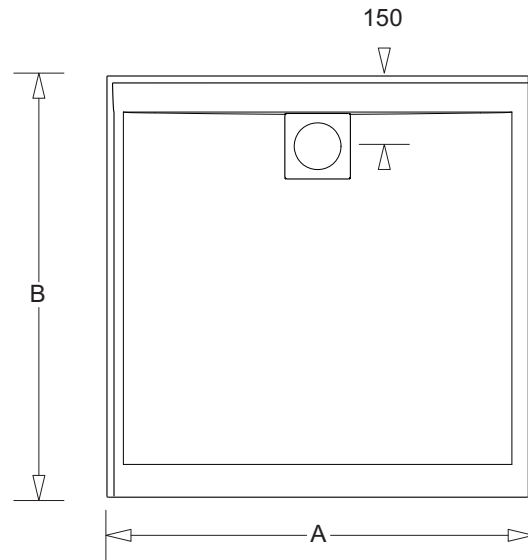


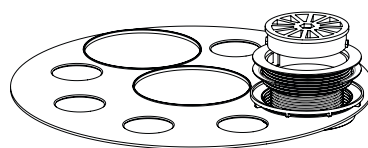
Flinders New



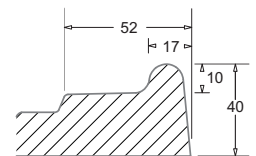
The Flinders New shower base is made from high-strength polymarble compound which is a durable, fully moulded material that is ideal for bathroom applications. The Flinders New base features a modern low-profile construction with a rear outlet and tile flanges. This base offers great flexibility for installation in two convenient sizes. In addition, the Easy-Fit shower base features the installation convenience of a top-fix waste outlet completed by a stylish square outlet cover.

MATERIAL	Polymarble
CONSTRUCTION	Self-supporting on mortar bed or tile adhesive base
STEP HEIGHT	Low profile 25±2mm (including tile flange)
TILE FLANGE	17x10mm tile flange
ALCOVE FITTING	Yes
COLOUR	White
WASTE	Top-fix waste with 50mm male outlet thread
SHOWER SCREEN	Compatible with Flinders or Kimberly shower screens

Model	Size	A	B
MSBE126	900x900	900	900
MSBE134	1200x900	1200	900



'Top Fix' Self Supporting Disc



Edge profile

DISCLAIMER

Bathroom Products Australia P/L ABN 87 079 297 617 the manufacturer/distributor reserves the right to vary specifications or delete models from their range without prior notification. Dimensions and set-outs listed are correct at the time of publication. All sizes are in millimetres and are nominal. For warranty details refer to www.marbletrend.com.au



www.marbletrend.com.au
 T: 1300 717 717
 F: 1300 746 480