

FLORIANO

CURVED FRAMED SHOWER SCREEN - Aluminum, Chrome/Clear 6mm Toughened Safety Glass


The Floriano's generous internal design & single, chrome, curved sliding shower screen maximizes space in the bathroom. While a chrome exterior door handle adds extra functionality & style.

- ✓ EZI clean premium glass protection
- ✓ Easy install gasket wall system
- ✓ Corrosion resistant steel fittings
- ✓ Fully Concealed fixtures
- ✓ Anti-fungal & UV resistant seals
- ✓ Dripless door strips
- ✓ Soft magnetic door closing system
- ✓ Right or left hand door entry



FLORIANO CURVEDSHOWER SCREEN

SIZE (w) x (d) x (h) mm	NET WEIGHT	CODE
1000 (957 - 971)* x 1000 (957 - 971)* x 2000	64kg	FLSSCURVED



- *Adjustable wall channels (8mm)
- **5 YEAR WARRANTY***
- Made to AS/NZ Standard 1288:2006
- Install on tiled walls or the **TWO SIDED ACRYLIC SHOWER WALL**
- Install on a tiled floor or the **LUNA CURVED ACRYLIC SHOWER BASE**

FLORIANO SHOWER SCREEN ACCESSORIES

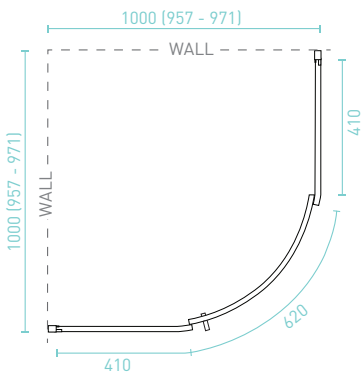
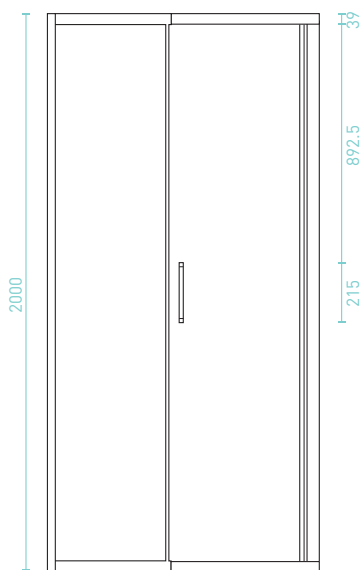
FLSSCURVED

TWO SIDED Acrylic Shower Wall

SW1000

LUNA Curved Acrylic Shower Base

SBCURVED



FLORIANO SHOWER SYSTEM FLSSCURVED

(shower screen **FLSSCURVED**, acrylic shower wall **SW1000** & LUNA shower base **SBCURVED**)

DECINA
DISCOVER INDULGENCE

DECINA.COM.AU 1300 DECINA



*Warranty T&Cs apply, visit decina.com.au Decina reserves the right to change specifications without notice. Due to manufacturing tolerances dimensions may vary +/- 5mm. We recommend installation does not start until after delivery. Please confirm all particulars prior to purchase, call 1300 DECINA or visit decina.com.au