

POSITANO

Made in Australia

INSET BATH/SPA BATH WITH TILE BEAD - Premium Sanitary Grade Acrylic, High Gloss White

The Positano's corner bath design allows for side by side bathing, while enlarged front sides increase internal space & comfort. Escape from the stress of the day & relax and re-invigorate in the perfect spa bath. Centre waste position.

- Molded arm rests
- Lumbar support
- Suitable for dual bathing
- Slip resistant pattern



POSITANO BATH

SIZE (l x (w) x (d) mm	CAPACITY*	NET WEIGHT	CODE
1490 x 1490 x 540	308L	32.7kg	PO1500W



- 15 YR WARRANTY*
- AS/NZ Standard 2023/1995
- Steel rod reinforced rim
- Double reinforced bath base



POSITANO CONTOUR SPA BATH ●●● 16 JETS

SIZE (l x (w) x (d) mm	CAPACITY*	NET WEIGHT	CODE
1490 x 1490 x 540	308L	50kg	PO1500CNSPAWC

- 10 YR WARRANTY* - SPA SHELL
- 5 YR WARRANTY* - PUMP, JETS & FITTINGS
- AS/NZ Standard AS3861/1991
- Steel rod reinforced rim
- Double reinforced bath base
- 4 x flush C-Lenda™ centro jets
- 12 x flush C-Lenda™ mini jets
- 2 x flush C-Lenda™ air controls
- 1 x flush C-Lenda™ suction
- 1 x Sensa-Touch pad control (rim mounted)
- 750 watt 3-stage heat boost pump



POSITANO DOLCE VITA ●●●● 24 JETS

SIZE (l x (w) x (d) mm	CAPACITY*	NET WEIGHT	CODE
1490 x 1490 x 540	308L	75kg	PO1500DVSPAWC

- 10 YR WARRANTY* - SPA SHELL
- 5 YR WARRANTY* - PUMP, JETS & FITTINGS
- AS/NZ Standard AS3861/1991
- Steel rod reinforced rim
- Double reinforced bath base
- 4 x adjustable flush C-Lenda™ centro jets
- 20 x adjustable flush C-Lenda™ mini jets
- 4 x flush C-Lenda™ air controls
- 1 x flush C-Lenda™ suction
- Spa Key remote control
- 1100 watt spa key heat boost pump

Available with Chrome, White or Black jets

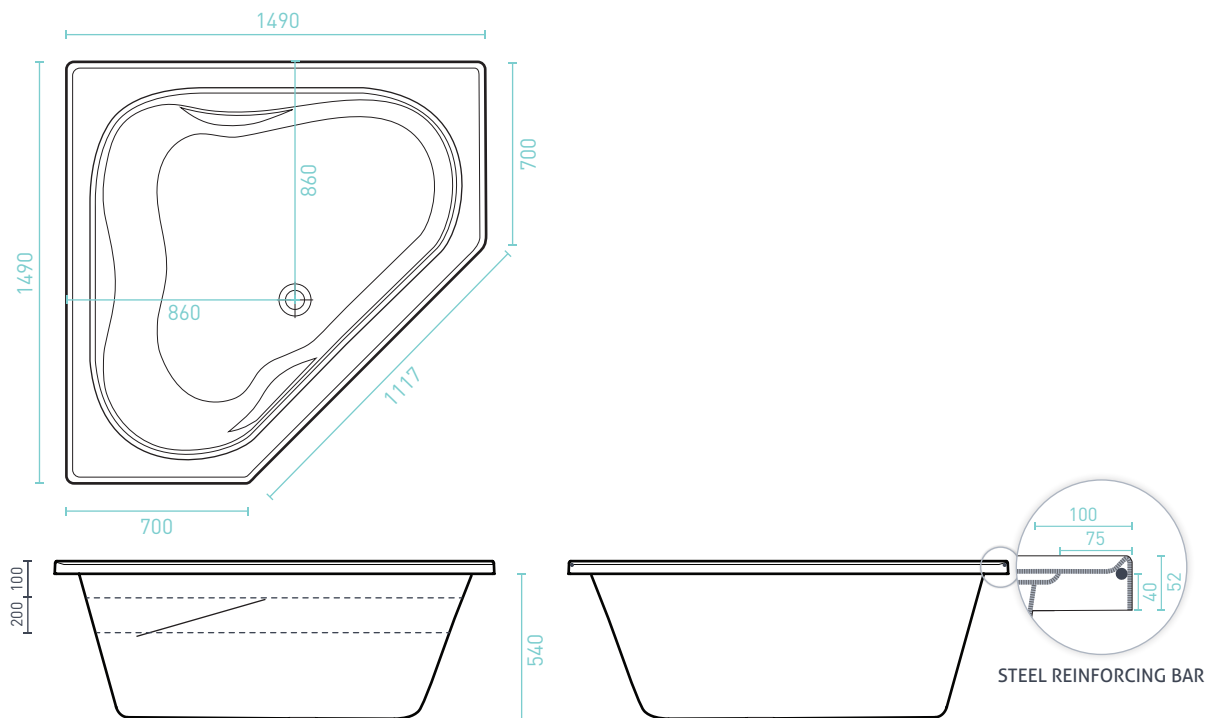


POSITANO ACCESSORIES	BATH	CONTOUR SPA BATH	DOLCE VITA SPA BATH
Corner Base Support Frame	Optional	Optional	✓
SIA Headrests (Black/White)	Optional	✓ x 2	✓ x 2
Overflow	Optional	Optional	Optional
Plug & Waste	Optional	Optional	Optional

*Capacity 200mm below the bath rim

POSITANO

INSET BATH/SPA BATH WITH TILE BEAD - Premium Sanitary Grade Acrylic, High Gloss White




SPA BATH ORDER FORM

Spa baths are made to order on receipt of the order form & are non-refundable. Please allow 15 working days for completion & dispatch. We recommend filling out your SPA BATH ORDER FORM with your qualified spa bath installer.

COMPANY & BRANCH: _____ PHONE NO: _____
 CONTACT: _____ ORDER NO: _____ DATE: _____

MODEL: _____ SIZE: _____ QTY: _____ RANGE CONTOUR DOLCE VITA

CONTOUR SPA BATH OPTIONS
 EZI FRAME (RRP from \$115) Supplied Factory Fitted (Additional cost) **BASE SUPPORT FRAME** Factory Fitted (RRP \$325)
 HEADREST COLOUR (NO additional cost) White Black **OVERFLOW** (RRP from \$120)

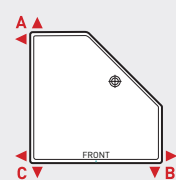
DOLCE VITA SPA BATH OPTIONS
 HEADREST COLOUR (NO extra cost) White Black **JET COLOUR** (NO extra cost) Chrome White Black 
 OVERFLOW (RRP from \$120)

SPA PUMP NOTES

- The spa pump does not fit directly in the baths perimeter (allow 100mm)
- Waste positions can not be changed
- We recommend spa pumps installed outside are fitted with a Spa Pump Cover (RRP \$199)
- The spa pump must be easily accessible for maintenance
- The spa pump controls will always be at the front, unless indicated below

----- Please refer to the technical drawings before choosing your spa pump position, as spa bath waste & pump positions CAN NOT be customised -----

- CIRCLE YOUR PUMP POSITION A / B / C ON THE DIAGRAM**
 300mm of pipework & 2 elbows are supplied to install the pump in the correct orientation.
 If extra pipework is required, how much? _____mm (max. recommended distance between the spa bath & pump is 1.2m)
- CROSS (X) YOUR SHOWER HEAD POSITION ON THE DIAGRAM (if applicable)**
 Spa pump controls can not be on the same end as the shower.



CUSTOMER NAME: _____ CUSTOMER SIGNATURE: _____
 CUSTOMER EMAIL: _____ CUSTOMER PHONE NO: _____

*Whilst every effort is made to adhere to published jet & fittings positions, variation to specifications may occur without notice.

*Warranty T&Cs apply, visit decina.com.au Decina reserves the right to change specifications without notice. Due to manufacturing tolerances dimensions may vary +/- 5mm. We recommend installation does not start until after delivery. Please confirm all particulars prior to purchase, call 1300 DECINA or visit decina.com.au